Ver 1.01

VIEW3 PRO

BELIEVE YOUR EYES

SMART ACTIVE CLAD ALIGNMENT FUSION SPLICER W/ A CLOUD-BASED OPERATION & MANAGEMENT SYSTEM

- Built-in IoT Module for Mobile Data Communication
- Web-based, Real-time Operation System
- Active V-Groove Clad Alignment Splicing Method
- The Highest Magnification and Resolution
- 5” Color LCD Touch Screen
- Double Tapping (Zoom in & Out)
- Detachable SOC Holder and Heating Oven
- 3 Bright LEDs for Dark Environment
- Ceramic Clamp for Improved Durability

CLOUD MANAGEMENT SYSTEM FEATURES

- REAL-TIME TRACKING
- REPORT & DATA MANAGEMENT
- JOB & WORK MANAGEMENT
- DEVICE MANAGEMENT

INNO INSTRUMENT® | You dream, we DESIGN

DESCRIPTION

VIEW3 PRO is the most precise active cladding fusion splicer in the market with its advanced four motored alignment algorithm to ensure the ultimate work experience. VIEW3 PRO's 5-inch high-resolution color LCD touch screen with user-friendly intuitive GUI (Graphic User Interface) offers large and clear fiber images to users. By double-tapping the screen, users can Zoom In & Out the image to the world's highest magnification of 520x. Moreover, the 3 LED lights provide bright splice condition to the users working in the darkest environments.

The fusion splicer is equipped with built-in IoT module that connects to the INNO's View Pro Cloud Management System for real-time operation and management online. This innovative cloud-based solution is designed to create the most advanced and yet most uncomplicated splicing and work experiences ever.

View Pro Management System

View Pro Management System is an integrated cloud-based software platform for INNO's splicers. This innovative web-based application allows both technicians and managers of the splicers to maximize the use of its assets and to achieve the highest work efficiency. Real-time communications with tiered access rights and options to manage job orders, manage splicing machines, and send/receive reports are only a small part of the innovative work processes offered by the View Pro.

INNO's Pro Series Splicers

INNO iCloud Server

Log in to the View Pro Management System via the web to access and manage splicers

FEATURES

DASHBOARD

Device Management
Manage splicers' maintenance & service needs such as SW update, calibration, spare parts

Job/Work Managment
Share and manage job/work to maximize efficiency and productivity

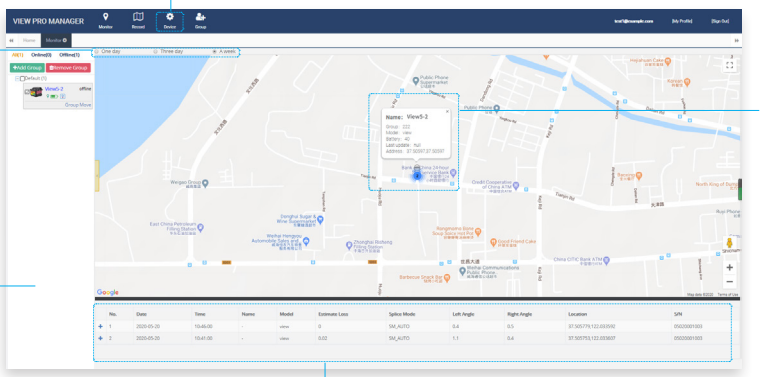

Pop-up Alerts/Messages
Automatic alerts and messages to indicate a machine's status

Web/Cloud-Based Service
Accessible via PC with tiered access rights and authorities

Real-time, Seamless Reporting
Splice results, locations, reports, and other data can be retrieved instantaneously

TECHNICAL SPECIFICATIONS

General Specifications

Items	Specifications
Model	VIEW3 PRO
Alignment Method	Active clad alignment
Number of fiber	Single
Applicable fibers	SM (ITU-T G.652&G.657) / MM (ITU-T G.651) / DS (ITU-T G.653) / NZDS (ITU-T G.655)
Cladding Diameter	80 ~ 150μm
Clevaed Length	5 ~ 16mm
Typical Splice Loss*1	SM: 0.03dB / MM:0.01dB / DS:0.05dB / NZDS: 0.05dB / G.657: 0.03dB
Return Loss	>> 60dB
Estimated Splice Loss	Available
Splice Time*2	Quick mode : 7 sec (Avg.)
Splice Mode	Max 128 modes
Heating Sleeve	20 ~ 60mm
Heating Time*3	20 sec
Heating Mode	Max 32 modes
Tension Test	1.96 ~ 2.25N
Dimension	149W x 177D x 151H mm (including rubber bumper) / 130W x 166D x 140H mm (excluding rubber bumper)
Weight	2.21kg (with battery) / 1.85kg (without battery)
White LED	3 White LEDs
Monitor	5.0” Color LCD display, Full touch screen
Fiber View	X, Y, XY, X/Y
Magnification	320 ~ 520x
Results Storage	10,000 Splice data / 10,000 Splice image
Power Supply	AC Input 100 ~ 240V, DC Input 9 ~ 14V
Terminal	USB Type C / Nano SIM
Battery Capacity*4	5200mAh Battery Capacity, Typical 200 Cycles (Splice+Heat)
Electrode Life*5	5500 arcs discharges

Environmental Condition

Items	Specifications
Operating Condition	Altitude: 0 ~ 5000m Humidity: 0 ~ 95%, non-dew Temperature: -10 ~ 50 ºC Wind: up to 15m/sec
Storage Condition	Humidity: 0 ~ 95%, non-dew Temperature: -40 ~ 80 ºC

Environmental Test

Items	Specifications
Water Resistance	IPx2
Shock Resistance	Drop from 76cm
Dust Resistance	IP5X

Notes

* 1: Measured by cut-back method relevant to ITU-T and IEC standards.
* 2: Measured at room temperature. Splice time may vary depending on the environmental conditions, fiber type, and fiber characteristics.
* 3: Measured at room temperature. Heating time changes depending on the environmental conditions, sleeve type and battery pack condition.
* 4: Test condition
  (1) Splice and heat time : 2 minutes cycle ; (2) Using full charged battery ; (3) At room temperature.
* 5: The electrode life changes depending on the environmental conditions, fiber type and splice modes.

WEIGHT AND DIMENSIONS

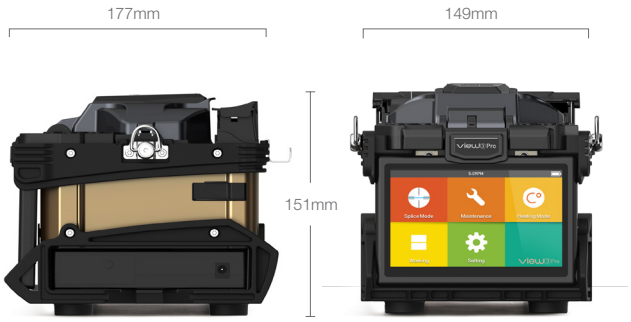

Height: 5.95 inches (151 mm)
Width: 5.87 inches (149 mm)
Depth: 6.97 inches (177 mm)
Weight: 4.08 pounds (1.85 kg without battery)

Detailed View



PACKAGE

Standard Package

Model / Part No.	Description	
	Main Unit	
VIEW3 PRO	Fusion Splicer	
	Standard Accessories	
V11	Cleaver	1ea
FH-45	Fiber Holder	1set
FH-SOC-R	SOC Holder	1ea
HTS-SOC-02	SOC Heater Cover	1ea
JS-180300	AC Adapter	1ea
CG-22	Cooling Tray	1ea
E-50	Electrode	1set
LBT-52	Battery Pack	1ea
ACC-25	Power Cable	1ea
USB-7P	USB Cable	1ea
ICC-55	Carrying Case	1ea
IWS-06	Work Tray	1ea
WTB-01	Work Tray Bolt (M6*8)	1ea
WTB-02	Work Tray Bolt (M6*14)	1ea
ST-01	Shoulder Strap	2ea
Quick Reference		1ea

* USB-7P: Type-C USB to Type-A USB (Male & Female) Cable.

Optional Accessories

Model / Part No.	Description	
TK02-AP01	Alcohol pump	1ea
TK02-MP01	Stripper	1ea
CJ-11	Cigarette Lighter Cable	1ea
EG-18	Electrode Grinder	1ea
PS-60S	Heating sleeve(60mm)	1pack(100ea)

VIEW PRO MANAGEMENT SYSTEM

Items	Specifications
Web Site	www.inno-viewpro.com
QR Code	

The Information on this catalog is subject to change without prior notice.

INNO INSTRUMENT® You dream, we DESIGN

Homepage
www.innoinstrument.com

Please visit us on Facebook
www.facebook.com/innoinstrument

Copyright ⓒ 2020 INNO Instrument Inc. All rights reserved.